






Fairfield


Fairfield is the southern-most neighbourhood in the city of Victoria and is characterized by a mix of low rise condos/apartments and beautiful early 1900's single family homes. The neighbourhood is bordered by the 200 acre Beacon Hill Park, scenic Dallas Road and Oak Bay. It is the ideal neighbourhood for dog owners and young families, with plenty of park space, beaches, as well as ocean and mountain views. Cook Street Village is the retail centre of Fairfield. The village has a number of excellent restaurants, cafes and boutique grocery stores.


 **Population**
17,000 People

 **Neighbourhood Feel**
Active, Young, and Picturesque

 **Sunny Day Activity**
Walk the beach at Dallas Road, visit the Moss Street Farmer's Market, and check out the petting zoo at Beacon Hill Park.

 **Rainy Day Activities**
Enjoy a picnic under a covered shelter in Beacon Hill Park, and meet friends at one of the fine establishments in Cook Street Village for a drink.

 **Our Favourite Restaurants**
Pub: The Beagle
Pizza: Pizzeria Prima Strada
Quick and Easy: Thunderbird Korean Fried Chicken

 **Schools**
Margaret Jenkins Elementary, Sir James Douglas Elementary and Glenlyon Norfolk



Annual Overview

Below, we are looking at the six key metrics within the year of 2020. These metrics include the total number of new properties listed and sold, average asking price and sale price and the average asking to selling ratio of all sold properties.

451

Total Listings

The total number of new properties that were listed

\$1.01M

Average Listing Price

The average asking price of properties that were listed

\$455M

Total Inventory Cost

The total volume of inventory that was listed on the market

270

Total Sales

The total volume of properties that were sold

\$889k

Sales Average Price

The average selling price of properties that were sold

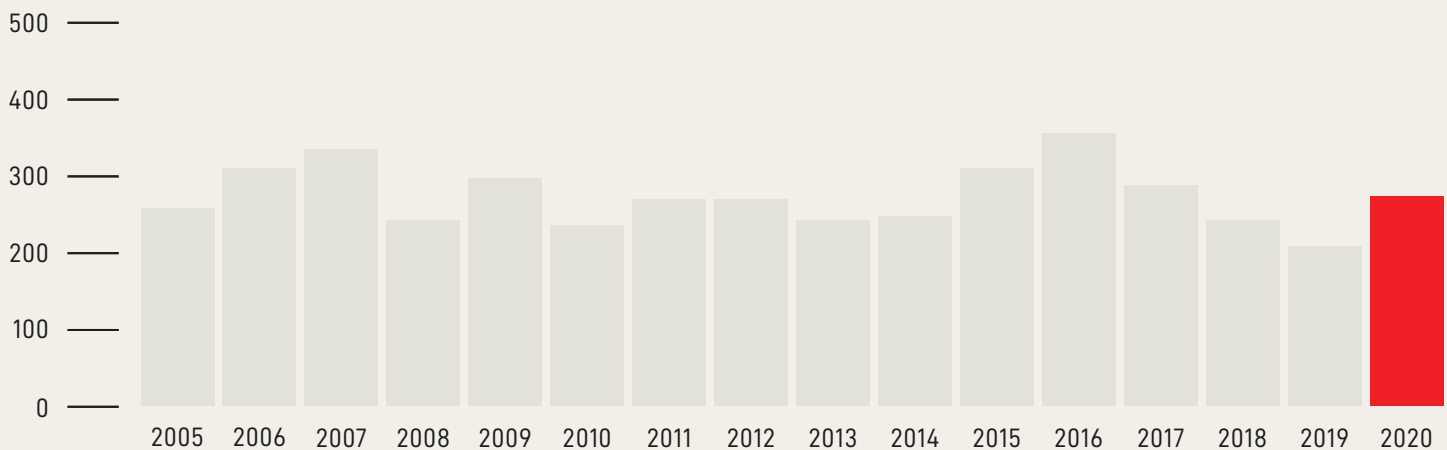
0.980

Average LSR

The average list to sell ratio of all sold properties

Total Sales

In the year of 2020, the total number of sales in Fairfield was **270**



Annual Comparison

Average Days on Market

In the year of 2019, the average days on market was 37. In the year of 2020, the average days on market was 41. When compared to the year of 2019, the average days on market has increased by 10.81%.

Total Sales Volume

In the year of 2019, the total volume of sales was \$167M. In the year of 2020, the total volume of sales was \$240M. When compared to the year of 2019, the total volume of sales has increased by 43.64%.

Total Listings

The total number of new listings has increased by 23.90%.



Average List Price

The average list price has decreased by 1.25%.



Total Inventory Cost

The total cost of inventory has increased by 22.35%.



Total Sales

The total number of sales has increased by 35.00%.



Sales Average Price

The average sale price has increased by 6.40%.



Average LSR

The average asking to selling ratio has decreased by 0.42%.





HOSSACK + GRAY
REAL ESTATE

Katherine Gray

katherine.gray@theagencyre.com
250 516 4563

Patrick Hossack

patrick.hossack@gmail.com
778 535 7972

hossackgrayrealestate.com