





# Hillside/Quadra


Hillside Quadra is bordered by the three major roads, Blanshard, Shelbourne and Bay Street, making access to the neighbourhood quite easy. It is north of downtown and about a five to ten minute drive. The area has a mix of older single family homes, condos and some townhouses. It has a pleasant mature feeling complete with old tree lined streets and plenty of park space.


Quadra Village, in the centre of the neighbourhood, has been experiencing a revitalization and has an international feel with a number of international food stores, cafes and some other boutiques. The neighbourhood is also home to Topaz Park which is the third largest park in Victoria and a popular venue for athletics. Hillside shopping centre is one of the major commercial hubs outside of downtown and supports some large retailers, including Canadian Tire, Shoppers Drug Mart and Thrifty Foods.




 **Population**  
7,245 People

 **Neighbourhood Feel**  
Mature, Convenient and Affordable

 **Sunny Day Activity**  
Jog the loop around Cedar Hill Golf Course, or grab your clubs and hit the links.

 **Rainy Day Activities**  
Take a recreation class at the Cedar Hill Rec Centre. Enjoy the best sandwich in the city at Part and Parcel.

 **Our Favourite Restaurants**  
Sandwich: Part and Parcel  
Café: Fantastico

 **Schools**  
Quadra Elementary

# Annual Overview

Below, we are looking at the six key metrics within the year of 2020. These metrics include the total number of new properties listed and sold, average asking price and sale price and the average asking to selling ratio of all sold properties.

112

**Total Listings**

The total number of new properties that were listed

\$417k

**Average Listing Price**

The average asking price of properties that were listed

\$46.7M

**Total Inventory Cost**

The total volume of inventory that was listed on the market

66

**Total Sales**

The total volume of properties that were sold

\$474k

**Sales Average Price**

The average selling price of properties that were sold

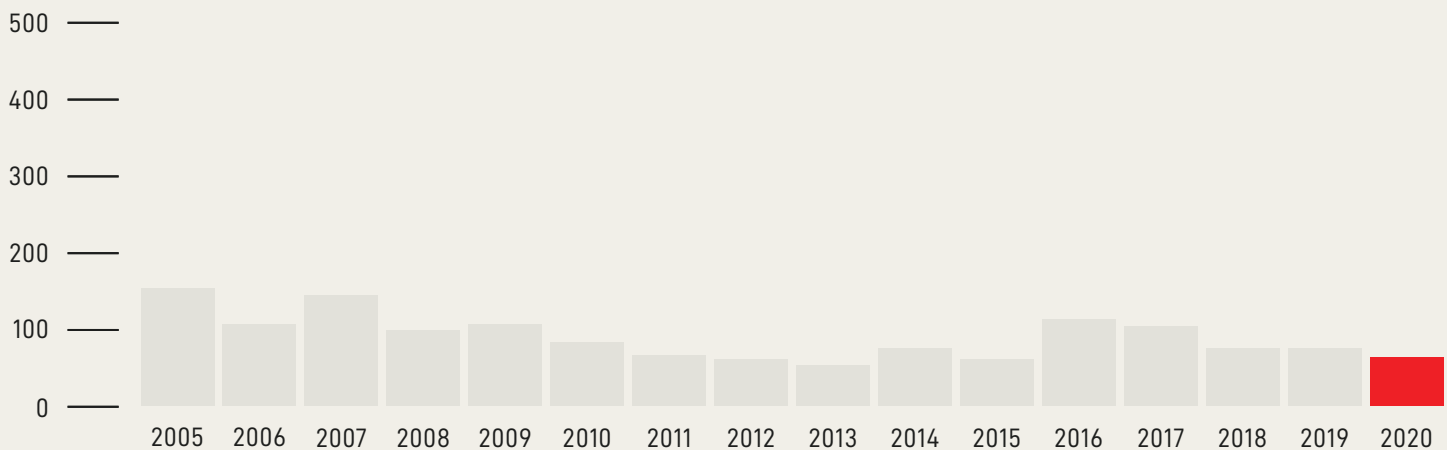
0.987

**Average LSR**

The average list to sell ratio of all sold properties

## Total Sales

In the year of 2020, the total number of sales in Hillside/Quadra was **66**



# Annual Comparison

## Average Days on Market

In the year of 2019, the average days on market was 41. In the year of 2020, the average days on market was 29. When compared to the year of 2019, the average days on market has decreased by 29.27%.

## Total Sales Volume

In the year of 2019, the total volume of sales was \$31.9M. In the year of 2020, the total volume of sales was \$31.3M. When compared to the year of 2019, the total volume of sales has decreased by 2.04%.

## Total Listings

The total number of new listings has increased by 12.00%.



## Average List Price

The average list price has decreased by 3.14%.



## Total Inventory Cost

The total cost of inventory has increased by 8.48%.



## Total Sales

The total number of sales has decreased by 13.16%.



## Sales Average Price

The average sale price has increased by 12.80%.



## Average LSR

The average asking to selling ratio has decreased by 0.31%.





HOSSACK + GRAY  
REAL ESTATE

**Katherine Gray**

katherine.gray@theagencyre.com  
250 516 4563

**Patrick Hossack**

patrick.hossack@gmail.com  
778 535 7972

[hossackgrayrealestate.com](http://hossackgrayrealestate.com)