






Willis Point


Willis Point is a small community located on the Saanich Peninsula, facing north toward the Saanich Inlet, west of the village of Brentwood Bay. The community is surrounded by Gowlland Tod Provincial Park. It is considered by many as the most beautiful hidden pocket of the peninsula. It is a very close knit community, with its own newsletter, volunteer fire department and special events, such as the Halloween Bonfire. Willis Point is one of the only communities in the Capital Regional District that allows waterfront homes to have private docks. The water is protected in the Saanich Inlet, which makes this a possibility. The area is also famous for local and international scuba divers, with many beach access dive sites.


 **Population**
450

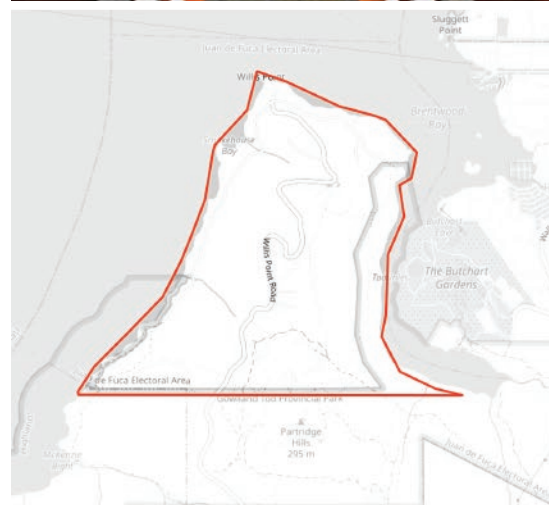

 **Neighbourhood Feel**
Rural, small town feel only 20 minutes from downtown

 **Sunny Day Activity**
Drop a crab trap, take out your boat or go for a kayak into Brentwood Bay and back for a Dungeness Crab lunch.

 **Rainy Day Activities**
This community is a popular destination for local and international scuba diving, it has multiple walk-in dive locations, and the underwater scenery is out of this world. With your wet suit on, it won't matter that it is raining!

 **Our Favourite Restaurants**
Pub: Brentwood Bay Resort
Quick and Delicious: Mosi's Café and Deli
Sandwich On The Go: Red Barn Market

 **Schools**
Prospect Lake Elementary, Bayside Middle School,
Claremont High School



Annual Overview

Below, we are looking at the six key metrics within the year of 2020. These metrics include the total number of new properties listed and sold, average asking price and sale price and the average asking to selling ratio of all sold properties.

16

Total Listings

The total number of new properties that were listed

\$1.74M

Average Listing Price

The average asking price of properties that were listed

\$27.9M

Total Inventory Cost

The total volume of inventory that was listed on the market

8

Total Sales

The total volume of properties that were sold

\$1.16M

Sales Average Price

The average selling price of properties that were sold

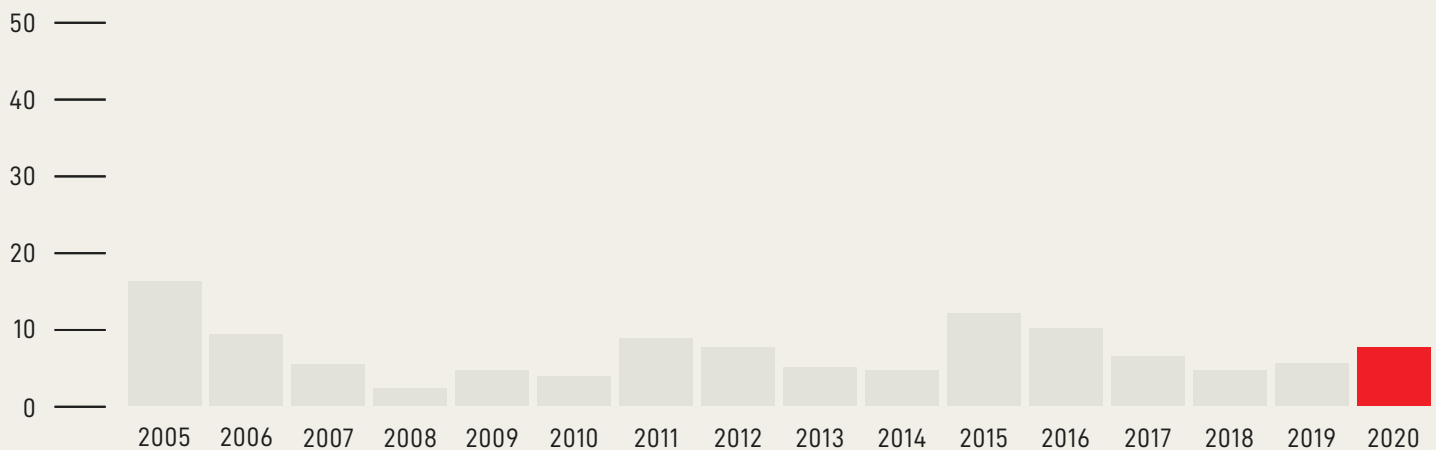
0.959

Average LSR

The average list to sell ratio of all sold properties

Total Sales

In the year of 2020, the total number of sales in Willis Point was **8**



Annual Comparison

Average Days on Market

In the year of 2019, the average days on market was 70. In the year of 2020, the average days on market was 33. When compared to the year of 2019, the average days on market has decreased by 52.86%.

Total Sales Volume

In the year of 2019, the total volume of sales was \$6.82M. In the year of 2020, the total volume of sales was \$9.24M. When compared to the year of 2019, the total volume of sales has increased by 35.49%.

Total Listings

The total number of new listings has increased by 14.29%.



Average List Price

The average list price has decreased by 9.17%.



Total Inventory Cost

The total cost of inventory has increased by 3.81%.



Total Sales

The total number of sales has increased by 33.33%.



Sales Average Price

The average sale price has increased by 1.62%.



Average LSR

The average asking to selling ratio has decreased by 1.46%.





HOSSACK + GRAY
REAL ESTATE

Katherine Gray

katherine.gray@theagencyre.com
250 516 4563

Patrick Hossack

patrick.hossack@gmail.com
778 535 7972

hossackgrayrealestate.com